

Merry Christmas



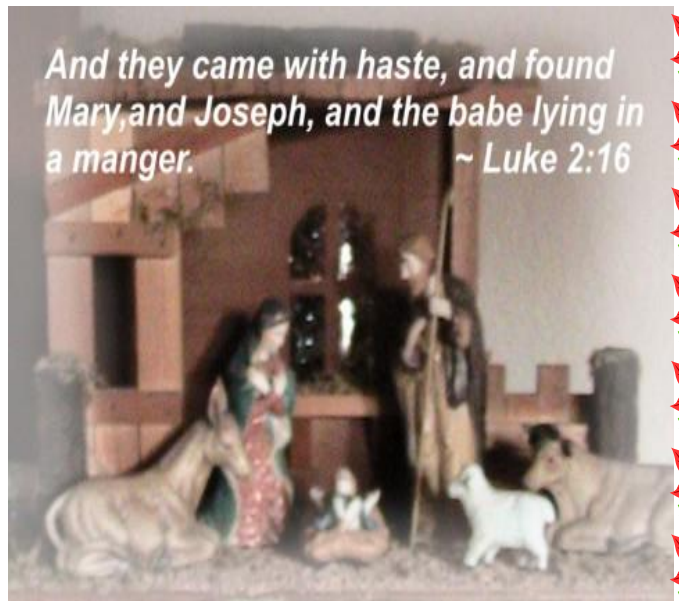
Dec. 1, 2014

# Eagles Nest News

3<sup>rd</sup> Issue

God showed the three wise men Jesus using the star of Bethlehem. Question: Do you show others Jesus using your actions and words? –by Eleanor N.

*And they came with haste, and found Mary, and Joseph, and the babe lying in a manger.*  
~ Luke 2:16





## INTERVIEWS THIS MONTH!! 😊

Mrs Morgan was one of the people that we interviewed, and here are some fun facts about her:


- ~ Her favorite thing about Christmas is spending time with family.
- ~ Her favorite ornaments are the ones that her daughters have made by hand.
- ~ Her favorite thing about DCS is the students.
- ~ Her favorite Bible verse is 2 Timothy 2:24.
- ~ She celebrates Christmas with her family.



Mrs. Peria also had some fun things about her, and here they are:

- ~ Her favorite things about Christmas are Jesus, presents, baking, and seeing her grandchildren.
- ~ Her favorite ornament is a snowflake.
- ~ Her favorite thing about DCS is the children.
- ~ Her favorite Bible verse is Phillipians 1:6
- ~ She celebrates Christmas with her family and grandchildren.





## **FUN FACTS ABOUT REINDEER:**

- 1: They are the only species of deer that both male and female have antlers.
- 2: They can survive temperatures of -60 degrees and can walk for thousands of miles.
- 3: Reindeer have an excellent sense of smell. Because food is scarce in the Arctic, reindeer use their great sense of smell to detect food buried deep beneath the snow.
- 4: Reindeer are excellent swimmers.



### Legend of the Candy Cane

The candy cane represents a very important story of Jesus.

The cane-like figure represents Jesus being our shepherd.

The red stands for Jesus' blood to save us from sin.

The white is for how Jesus' blood washes us white as snow.

Those are the details that the candy cane represents.

It is a great story to remember about Jesus.

### THE CHRISTMAS STORY

One day an angel came to Mary saying she was going to have a baby named Jesus and he was going to be the Savior of all the earth. They traveled to Bethlehem where they went to an inn that was so full they had to stay in the stable. She gave birth to Jesus and laid him in a manger. Not very far away, shepherds were watching their sheep. Suddenly an angel came from God and told them about Jesus. Lots of angels appeared singing praises as the shepherds left to see Jesus.

By: Moira Sullivan

# Word Search

Teachers if you would like to do this with your class, it is on Edline.

## Christmas

Q O V L B J P W P J C M W G C M P P U Z  
R E E D N I E R V E A V Z I I E T R E E  
M O A A L F M W M R W N Y B X B V O A G  
N B Z L X O Q O C N R E M E U D R V K V  
P H F I F Z X X Q W R D E T T N Y P F N  
T P Q P V G G T Q T R F F A Q Z H Z U A  
I O A A S D X Q X E H F W I S E M E N L  
U S A M T S I R H C F R Q V I A V J A S  
C N A B L W S P I N V V R R H O C F E V  
M O J D Y N E Y W P Y P N I S T A R G A  
C W O S O H P N F R K Y J Z P T H M S F  
Y M S W S N S T A B L E V C X E V X J V  
G E E S W W F M P S G C Y F T J J N N S  
T N P K D K K V E E R G Q X C E Z W Z X  
A C H X K N V Q W G E N R Y L S P X I P  
W Z J E S W E P V Y X L G J W U H A D A  
L D R K G L S D S D L F F E J S D K U C  
L P K M P M Z F E W Y O Z O V R B J V H  
J E V D O W I E C A E P O E P B M O F I  
Z S O Q Q G P B F H H E U X Z P X E W C

JESUS

SNOW

STABLE

NOEL

PEACE

CHRISTMAS

JOSEPH

SHEPHERD

TREE

REINDEER

STAR

SNOWMEN

WISEMEN

MARY

## Santa Bread

### Ingredients

- 4 to 4 ½ cups of bread flour
- ½ cup sugar
- 2 packs [1/4 ounce each] active dry yeast
- 1 to ½ teaspoons salt
- ½ cup of milk
- ¼ cup of water
- ¼ cup butter, cubed
- 2 eggs [whole]
- 2 to 3 drops red food coloring
- 2 raisins [for eyes]
- 2 egg yolks



### Directions


In a large bowl, combine two cups of flour, sugar, yeast, and salt. In a small saucepan heat milk, water, and butter 120-103 degrees. Add to dry ingredients; beat just until moistened. Beat in eggs until smooth. Stir in enough remaining flour to form a stiff dough. Turn onto a floured surface; knead until smooth and elastic, about 6-8 minutes. Place in a grease top. Cover and let rise in a warm place until doubled, about 1 hour. Pre-heat oven to 350 degrees. Punch dough down. Turn onto a lightly floured surface; divide into two portions, one slightly larger than the other. Shape the larger portion into an elongated triangle with rounded corners for Santa's head and hat. Divide the smaller portion in half. Shape and flatten one half into a beard. Using scissors or a pizza cutter, cut into strips if desired. Use the remaining dough for a mustache, nose, hat pom-pom, and brim. Shape a portion of dough into a mustache; flatten and cut the ends into small strips with scissors. Place above bread. Place a small ball above mustache for nose. Fold tip of hat over and add another ball for a pom-pom. Roll out a narrow piece of dough to create a hat brim; position under hat. With scissors, cut two slits for eyes; insert raisins into slits. In separate small balls, beat egg each yolk. Add red food coloring to one yolk; carefully brush over hat, nose, and cheeks. Brush plain yolk over remaining dough. Cover loosely with foil. Bake 15 minutes. Uncover; bake 10-12 minutes or until golden brown. Cool on wire rack. Yield: One loaf.

# Sports



Get ready fans of basketball. They are gearing up.

Wrestling is also getting ready to start!!





## **Birthdays**

Gwen House 12/27/04

Sophia Tackett 12/14/06

Christian Valtierra 12/14/09

Claire Claypool 12/11/09

Audra Dhume 12/16/08☺

Ellie Dhume 12/16/08☺

Ava Eads 12/14/04

☺ = twins!!!!





Poll ~by Jillian Everson and Elise Brown~

Do you like building a snowman or decorating a Christmas tree better? When you make your decision, write it on an index card and we will put the results in the next newspaper. 😊

***Out of 60 children guessing, these were the people that guessed correctly which teacher was in the baby picture: Ella Fronduti, Hannah Standley, Ellie Darnell, Adam Fronduti, Ava Eads, Dylan Ropke, Kael Howard, Julia Pearch, Andrew Yoby, Elizabeth Ringley, and Sophia Tackett.***

***Congratulations!!!!!!! 😊***

***A couple of children guessed other teachers, but almost everyone guessed... MRS. MCGRATH!!  
But it was really... MRS. SAPOVAL!!!***


**Also, out of 76 kids here are the results for the previous poll: Out of 76 people chocolate had 45 votes and vanilla had 32 votes!**

***Chocolate won by only 13!!!!***

***Now it's time to guess what this close-up picture is!! Put your first, last name, and grade on your paper when you put it in the mailbox for ANYTHING. 😊***



# Comics



This comic strip was created at [MakeBeliefsComix.com](http://MakeBeliefsComix.com). Go there to make one yourself!